

---

# Design with distinction

Cameo™



**IDEON®**

A black and white photograph of a concrete skate ramp. The ramp features a large, curved transition. A dark rectangular overlay is positioned in the center of the image, containing white text. At the bottom of the overlay, the silhouettes of two people are visible, one appearing to be on a skateboard. The background shows the texture of the concrete and the curved lines of the ramp's design.

Made in  
California.  
Designed  
by you.

## Who we are

---

With the fastest lead time in the industry, IDEON® offers high-quality seating that combines award-winning design with intelligent ergonomics. From healthcare to higher education, we've been the go-to destination for build-to-order seating since 1996.

Born and bred in California, all of our key collections are designed in-house and rigorously tested for quality control, strength and durability. We make customization easy—our user-friendly ChairBuilder® tool lets you design your dream chair with just a few clicks. With chairs, sofas and stools for every desk, space and environment, the possibilities are endless.

Discover premium seating solutions—at a fraction of the price.

## Our build-to-order promise

---

Custom-designed chairs, no waiting. Our lean manufacturing operation means we can complete build-to-order lounge seating orders in just 10 days. That means we can build the chair you want—and deliver it when you want it—at a price no one else can match.

## Fastest shipping in the industry

---

Discover the only lounge furniture brand with a 10-day lead time promise. Our highly efficient production cycle means we can sync orders and avoid off-schedule shipments at a rate our competitors just can't match. From start to finish, we maximize efficiency in every single area—whether it's sourcing and logistics or assembly and production.

# Sleek, chic + unique

DESIGNED BY CLAUDIO BELLINI



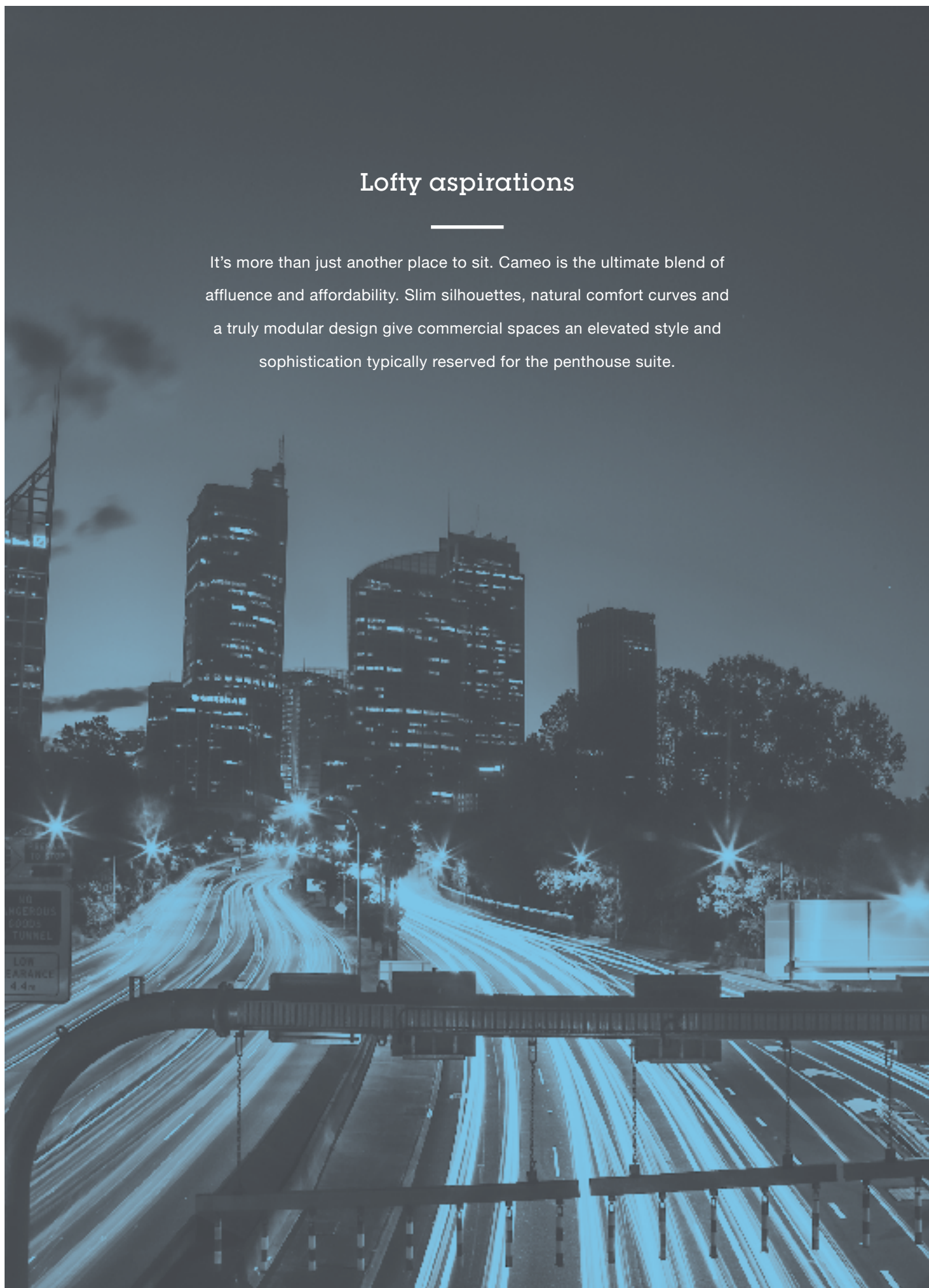
Tap into timeless beauty with a new take on an old classic. Cameo dares to move past tufted, boxy and overly square designs – both in shape and attitude. This inspired collection from world-renowned architect and designer Claudio Bellini balances perfect proportions of slenderness with just enough contouring so that it feels as good as it looks.

TEXTILE: SitOnIt Seating/IDEON Huntington Fleece  
LAMINATE: Skyline Walnut

## Lofty aspirations

---

It's more than just another place to sit. Cameo is the ultimate blend of affluence and affordability. Slim silhouettes, natural comfort curves and a truly modular design give commercial spaces an elevated style and sophistication typically reserved for the penthouse suite.





## Something truly mod-mod (at last)

---

That's right: modern + modular. Too many contemporary collections promise adaptable configurations but fall short. Cameo includes a wide variety of seats, benches and tables – for traditional and modular configurations that fit any space.

**TEXTILE:** SitOnIt Seating/IDEON Huntington Fleece  
**LAMINATE:** Skyline Walnut



## Comfort curves

---

Don't be fooled by the slim, modern profile of Cameo. Molded foam seat, lumbar curve and inner arm cushions create a new standard for the comfort of contemporary lounge.



## Focus on details

---

Unique to this collection is a slim upholstered apron that adds an extra touch of refinement, and sled-leg bases come in three modern colors: charcoal, bronze and chrome.

**TEXTILE:** SitOnIt Seating/IDEON Venice Mainstream





## Look and feel of floating

---

The cozy comfort of Cameo can send you soaring, and its looks are just as weightless. While base legs of other collections simply push seats off the ground, the slim ribbons of Cameo keep it from floating away.

## Make an entrance (and a lasting impression)

---

Cameo is a keenly contemporary collection designed for corporate receptions, hotel lobbies and any space needing refined style and comfort.



**TEXTILES:** SitOnIt Seating/IDEON Huntington Fleece, Huntington Tropical (benches)  
**LAMINATE:** Skyline Walnut






# Finishes

---

## LAMINATE



Field Elm



Uptown Walnut



Skyline Walnut



Frosty White



Classic Linen

## BASE



Chrome



Bronze



## Textiles

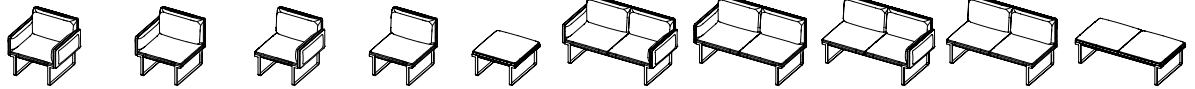
---

Settle into custom comfort (and not on choice). With the biggest textile program in the industry, we offer over 15,000 ways to create contemporary configurations and design with distinction.



Charcoal

# Specifications



| MODEL                                      | Single Seat with Dual Arms | Single Seat with Right Arm | Single Seat with Left Arm | Single Seat Armless | Single-Seat Bench | Two-Seater with Dual Arms | Two-Seater Right Arm | Two-Seater Left Arm | Two-Seater Armless | Two-Seater Bench |
|--------------------------------------------|----------------------------|----------------------------|---------------------------|---------------------|-------------------|---------------------------|----------------------|---------------------|--------------------|------------------|
| Height                                     | 30                         | 30                         | 30                        | 30                  | 16.75             | 30                        | 30                   | 30                  | 30                 | 16.75            |
| Width                                      | 32.75                      | 30                         | 30                        | 27.5                | 27.5              | 60                        | 57                   | 57                  | 54.5               | 54.5             |
| Depth                                      | 28                         | 28                         | 28                        | 28                  | 28                | 28                        | 28                   | 28                  | 28                 | 28               |
| Seat Depth                                 | 20.25                      | 20.25                      | 20.25                     | 20.25               | 28                | 20.25                     | 20.25                | 20.25               | 20.25              | 28               |
| Seat Height                                | 16.75                      | 16.75                      | 16.75                     | 16.75               | 16.75             | 16.5                      | 16.5                 | 16.5                | 16.5               | 16.75            |
| Back Height                                | 13.25                      | 13.25                      | 13.25                     | 13.25               | ----              | 13.25                     | 13.25                | 13.25               | 13.25              | ----             |
| Weight                                     | 75 lb                      | 64.40 lb                   | 64.40 lb                  | 53.80 lb            | 34.60 lb          | 115.60 lb                 | 105 lb               | 105 lb              | 94.40 lb           | 56 lb            |
| COM (single upholstery)                    | 5.70 yd                    | 5 yd                       | 5 yd                      | 3.75 yd             | 2 yd              | 10 yd                     | 8.75 yd              | 8.75 yd             | 7.50 yd            | 4.25 yd          |
| COM (multi-upholstery)                     |                            |                            |                           |                     |                   |                           |                      |                     |                    |                  |
| Seat                                       | 2 yd                       | 2 yd                       | 2 yd                      | 2 yd                | 2 yd              | 4.25 yd                   | 4.25 yd              | 4.25 yd             | 4.25 yd            | 4.25 yd          |
| Back                                       | 1.75 yd                    | 1.75 yd                    | 1.75 yd                   | 1.75 yd             | n/a               | 3.50 yd                   | 3.50 yd              | 3.50 yd             | 3.50 yd            | n/a              |
| Arm (s)                                    | 2 yd                       | 1.75 yd                    | 1.75 yd                   | n/a                 | n/a               | 2.50 yd                   | 1.25 yd              | 1.25 yd             | n/a                | n/a              |
| COL (single upholstery)                    | 105 sq ft                  | 80 sq ft                   | 80 sq ft                  | 60 sq ft            | 35 sq ft          | 165 sq ft                 | 145 sq ft            | 145 sq ft           | 125 sq ft          | 70 sq ft         |
| COL (dual upholstery)                      |                            |                            |                           |                     |                   |                           |                      |                     |                    |                  |
| Seat                                       | 35 sq ft                   | 35 sq ft                   | 35 sq ft                  | 35 sq ft            | 35 sq ft          | 70 sq ft                  | 70 sq ft             | 70 sq ft            | 70 sq ft           | 70 sq ft         |
| Back                                       | 28 sq ft                   | 28 sq ft                   | 28 sq ft                  | 28 sq ft            | n/a               | 56 sq ft                  | 56 sq ft             | 56 sq ft            | 56 sq ft           | n/a              |
| Arm (s)                                    | 40 sq ft                   | 20 sq ft                   | 20 sq ft                  | n/a                 | n/a               | 40 sq ft                  | 20 sq ft             | 20 sq ft            | n/a                | n/a              |
| Weight Capacity (400 lb per seat position) | 400 lb                     | 400 lb                     | 400 lb                    | 400 lb              | 400 lb            | 800 lb                    | 800 lb               | 800 lb              | 800 lb             | 800 lb           |

Dimensions are in inches.

NOTE: Yardage requirements for COM are for solid and non-directional fabrics. Additional material may be required for larger repeating patterns. Plaid is not recommended for Cameo.



| MODEL  | Inline Table | Square Coffee Table |
|--------|--------------|---------------------|
| Width  | 27           | 47.25               |
| Depth  | 28           | 47.25               |
| Height | 14.1         | 14.3                |
| Weight | 46.4 lb      | 119.6 lb            |

#### Optional USB Power

- Field-installed
- Slim dual USB

Dimensions are in inches.



See more at [www.ideondesign.com/cameo](http://www.ideondesign.com/cameo)

# IDEON®



FRONT COVER TEXTILE: SitOnIt Seating/IDEON Huntington Fleece

For more information, please visit us at [ideondesign.com](http://ideondesign.com) • tel (877) 994-3366 • [sales@ideondesign.com](mailto:sales@ideondesign.com) • 6415 Katella Avenue, Cypress, CA 90630

IDEON and Cameo are trademarks or registered trademarks of Exemplis. ©2019 Exemplis. Form No. C6135 7.5K Printed in USA.

P190125